

Maple #1 Shop

View in the Cascade Grade Selector

Clear #1 Shop is a 66.6% Clear One Face cuttings.

Maple #1 Shop grade is a high-grade board selected for Clear Two Face and Clear One Face applications. The Clear Two Face cuttings are ideal for panel production, cabinetry, and furniture. The Clear One Face cuttings are well suited for casegood fronts and tops, and cabinetry requiring only one clear face.

	6'1" (1.85m)	7'1" (2.16m)	8'1" (2.46m)	8'3" (2.52m)	10'1" (3.07m)	12'1" (3.68m)
4/4			●	●	●	
5/4			●		●	
6/4			●		●	
8/4			●		●	
10/4			●		●	
12/4			●		●	

Width Specs

- 4" (102mm) admitting by volume
- 5% narrows minimum

Length Specs

- 6' (1.83m) minimum

Cutting Specs

- 4" x 24" (102mm x 610cm) and longer
- 3" x 3' (76mm x 914mm) and longer one-face cuttings
- Back of cuttings are sound or better

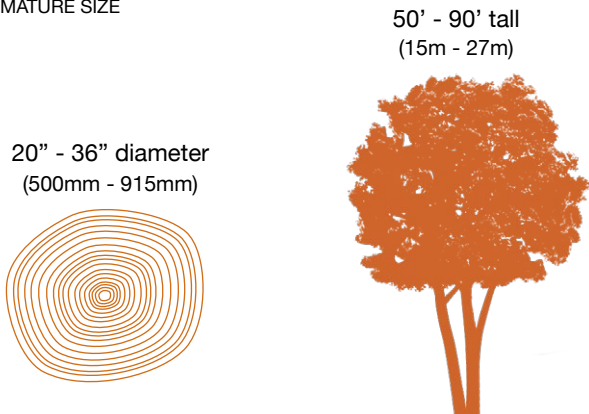
Notes

66.6% overall minimum yield.

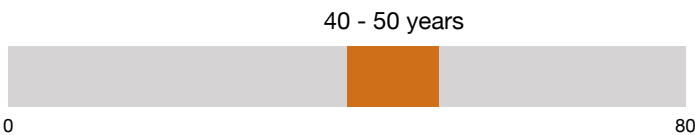
Species Info Pacific Coast Bigleaf Soft Maple (*Acer macrophyllum*)

Our Big Leaf Maple lumber is widely used in furniture, cabinet, casegood, flooring and specialty applications. Maple is used in both very modern and traditional styles. Use of maple for kitchen cutting boards and butcher blocks testifies to the rugged utility of this hard and fine grained wood.

TYPICAL MATURE SIZE



OPTIMAL HARVEST AGE



JANKA HARDNESS SCALE

Silver Maple <i>Acer saccharinum</i>	700lb 3110N
Bigleaf Maple <i>Acer macrophyllum</i>	850lb 3780N
Red Maple <i>Acer rubrum</i>	950lb 4220N
Hard Maple <i>Acer saccharum</i>	1450lb 6450N


It should be obvious that Hard Maple is harder than Soft Maple, but you may be wondering how much of a difference there is between the two. The good news is that for many purposes, Soft Maple will be hard enough to be used in place of Hard Maple. Even though it is referred to as Soft Maple, it is only soft in relation to Hard Maple.

Workability*

Bigleaf Maple is well known for its working properties. It is moderately hard and of medium strength. It turns, planes and shapes well and can be sanded to a smooth finish.

FINISHING	CHARACTER INTEREST	COLOR UNIFORMITY	MACHINING	SANDING/POLISHING	JOINT STRENGTH	GLUING	TOTAL
10	9	9	9	9	9	10	65 OUT OF 70

*U.S. Department of Agriculture



www.cascadehardwood.com

800-228-3065 | sales@cascadehardwood.com

Chehalis
158 Ribelin Road,
Chehalis, WA 98532 USA
Phone: +1.360.748.3317
Fax: +1.360.740.5117

Port Angeles
333 Eclipse Industrial Parkway
Port Angeles, WA 98363 USA
Phone: +1.360.452.6041
Fax: +1.360.417.6805